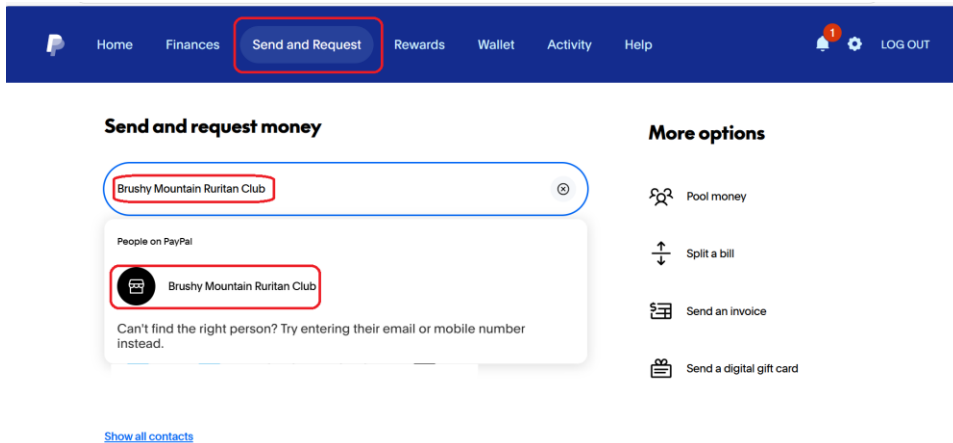


Log into your PayPal Account

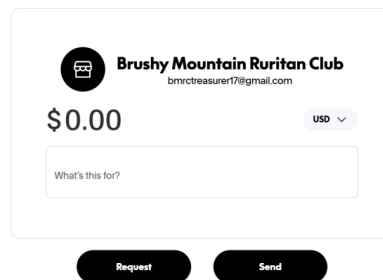
Select Send and Request, then enter Brushy Mountain Ruritan Club

You should see confirmation below with “Brushy Mountain Ruritan Club”



The image shows the PayPal 'Send and request money' interface. The top navigation bar is dark blue with links for Home, Finances, Send and Request (highlighted with a red box), Rewards, Wallet, Activity, and Help. On the right, there are icons for notifications, settings, and a LOG OUT button. The main content area is divided into two sections. The left section, titled 'Send and request money', features a search bar with 'Brushy Mountain Ruritan Club' entered (highlighted with a red box). Below the search bar, a dropdown menu shows 'People on PayPal' with 'Brushy Mountain Ruritan Club' listed (highlighted with a red box). A message below the dropdown says: 'Can't find the right person? Try entering their email or mobile number instead.' A link 'Show all contacts' is at the bottom left. The right section, titled 'More options', lists four options: 'Pool money', 'Split a bill', 'Send an invoice', and 'Send a digital gift card'.

Click on Brushy Mountain Ruritan club and it will take you to the next step

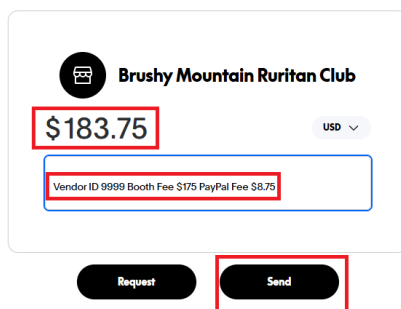


The image shows a confirmation screen for sending money to 'Brushy Mountain Ruritan Club'. The club's name and email address 'bmrc treasurer17@gmail.com' are displayed. The amount is '\$0.00' with a 'USD' dropdown menu. Below the amount is a text box labeled 'What's this for?'. At the bottom, there are two buttons: 'Request' and 'Send'.

You will see this screen

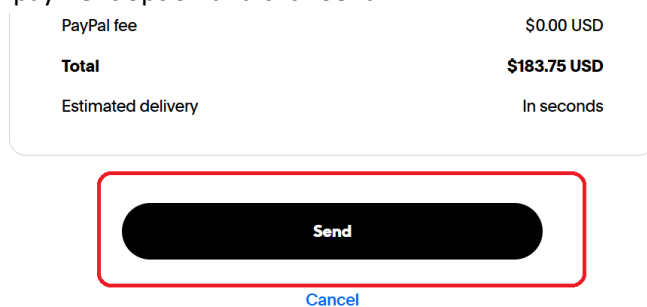
Enter the amount of your booth fee plus 5% to cover PayPal fee in the amount box.

In the “What’s this for” box enter your Vendor ID, booth fee and PayPal fee as in the example below, then click Send.



The image shows a confirmation screen for sending money to 'Brushy Mountain Ruritan Club'. The amount is '\$183.75' (highlighted with a red box). Below the amount is a text box labeled 'What's this for?' containing the text 'Vendor ID 9999 Booth Fee \$175 PayPal Fee \$8.75' (highlighted with a red box). At the bottom, there are two buttons: 'Request' and 'Send' (highlighted with a red box).

Choose your payment option and click Send



The image shows a payment summary table and a 'Send' button. The table has two columns: the first column lists the items and the second column shows the amounts. The items are 'PayPal fee' (\$0.00 USD), 'Total' (\$183.75 USD), and 'Estimated delivery' (In seconds). Below the table is a large black button labeled 'Send' (highlighted with a red box). At the bottom, there is a link 'Cancel'.

PayPal fee	\$0.00 USD
Total	\$183.75 USD
Estimated delivery	In seconds